

Evidence for a Paternal Age Effect on Leftism

Joseph Bronski

Abstract

The US has seen a linear decrease in the proportion of conservatives in each generation for at least 90 years. Sarraf et al. [5] have suggested that this is related to increases in mutational load due to relaxed selection pressures on humans in industrialized environments. We provide additional evidence for this hypothesis: leftists have older fathers than non-leftists, and those with older fathers are more likely to be leftist. Since male gametes acquire about 2 mutations per year, while female gametes mutate much more slowly, traits that are changing due to mutational pressure are expected to be more common in offspring from older fathers. Additionally, we show that older fathers themselves are not more leftist than younger fathers, suggesting that the paternal age effect is not due to differences in breeding patterns between leftists and non-leftists.

Introduction

Mutational load accumulation

Mutational pressure refers to the continuous introduction of new genetic variants or mutations into a population's gene pool [1]. It's an important driver of evolution, but not all mutations are beneficial; in fact, most are either neutral or harmful [2]. It is likely that this happens due to the principle of entropy: on a molecular level, genes are made up of many bases, every three of which code for one amino acid in a protein. Selection can cause high-efficiency proteins to emerge; there are a lot of ways for these proteins to break, potentially as many ways as the number of amino acids in a protein, which is usually in the hundreds or more. Thus, new mutations are almost always fitness-reducing.

Fitness decay, or mutational meltdown [3], can occur when harmful mutations accumulate faster than they can be eliminated by natural selection. This is especially likely in small populations where genetic drift — random changes in allele frequency — can override the effects of selection. Over time, the accumulation of detrimental mutations can reduce an organism's fitness, or its ability to survive and reproduce. This can lead to a decline in population size, exacerbating the problem as a smaller population is more vulnerable to further harmful effects of genetic drift. Ultimately, if not countered, this process can result in population extinction, in what's known as an error catastrophe or mutational meltdown [4].

Sarraf et al. have argued that “deleterious mutations—that is, those that tend to impair genetic quality and thus depress fitness and/or wellness—have accumulated in modernized populations, which could have a role in the loss of mental health and the nihilization and broader cultural decline of these groups” [6]. This has happened, they argue, because industrialization has relaxed selection pressures. Indeed, it would appear at a glance that the wealthier West is more leftist than other areas of the world which have not experienced the lack of selection pressures for as long.

Multi-level selection theory

Those who study empire decline have argued that the lack of *certain* selective pressures contributes to behavioral change in a population over 10-40 generations [7]. This behavioral change is marked by a decline in *asabiyyah*, a term introduced by Ibn Khaldun which roughly translates to “groupishness.” Khaldun theorized that *asabiyyah* declined following an increase in wealth. Peter Turchin theorized that it increases through prolonged exposure to “meta-ethnic frontiers”, areas of ethnic tension, over the course of 10-40 generations. He claimed that high *asabiyyah* predicts empire formation, and rots after a race becomes a successful imperial ethnicity with a lot of wealth. In support of this, he showed that empires form more than 90% of the time in meta-ethnic frontiers, and that empire decline tends to last about 20-40 generations [7].

Multi-level selection theory lines up with research on “moral foundations” which attempts to predict political views from deeper sentiments. These sentiments, of course, are highly heritable (49% - 66%), meaning there is a lot of potential for genetic change [9]. Leftists have been shown to have depressed “binding” sentiments and increased “individualizing” sentiments [8] relative to conservatives. Binding sentiments essentially map onto “groupishness”, as they include group loyalty and sexual morality.

The increase in Leftism is probably genetic

Three measures of leftism have been shown to be highly heritable: Wilson-Patterson conservatism [10], moral foundations [9], and openness [11].

Openness in particular has been shown to predict conservatism at values as high as $r = -0.64$ [12]. Research has shown that changes in openness *precede* changes in political behavior [13]. This makes sense because nothing on the Big 5 openness test asks about politics. Yet the correlation is substantial, as is the heritability. Openness has been changing rapidly, increasing at about .2 to .3 SD per generation [14]. It seems unlikely that this could be due to propaganda, new information, or other blank-slatist explanations for the increase in leftism. Yet this change predicts about a 0.5 SD decline in conservatism over the last 60 years. Furthermore, the correlation between openness and conservatism is mostly genetic in nature [16].

Moral foundations have also been getting more leftist. *Asabiyyah* has been operationalized as a factor that loads at -.96 on the individualizing factor, and .96 on the binding factor. It has been shown that based on an analysis of words related to binding and individualizing, *asabiyyah* has been linearly decreasing since at least the 19th century in the West [15]. Intuitively, one thinks of moral impulses as fundamental genetic tendencies; one does not read a book and become a totally different moral entity. It is hard to explain the change in moral foundations with changes in the informatic or economic environment, especially when binding and individualizing are highly heritable [9].

The increase in Leftism is probably related to mutational pressure

If leftism is increasing due to genetic change, what is causing that genetic change? There are three main alternatives: selection, mutational pressure, and gene flow. It is possible all three are at play. Immigrants have been shown to be more leftist than the mean of the nations they leave [17]. This could mean immigration constitutes leftist gene flow into a population. This is expected if leftism is the opposite of groupishness, and leftist immigrants are less loyal to their homelands, thus being more likely to leave for economic reasons.

However, it is likely that mutational pressure is at play as well. Leftism is associated with several probable indicators of mutational load, including mental illness[18][19][20] and face asymmetry [21][22].

It is theoretically plausible that mutational pressure could produce some or all of the leftward shift of the last several generations in the US and other Western nations. Approximately 1 in 500 people are born with autism due to de novo mutation, and 1 in 300 are born retarded due de novo mutation [23]. It is estimated that between 1 in 50 and 1 in 20 face some sort of reduced fitness due to de novo mutation [23]. If the mutational pressure on leftism were 1 in 20, and leftism were treated as binary, then mutational pressure would convert 5% of would-be nonleftists each generation.

Mutational pressure may be higher for traits which have higher polygenicity and which are not as vital for survival as others. ADHD, for example, is associated with mutational load [24] and has increased 4.1% in 19 years [25].

There is also E.O. Wilson's idea of the "multiplier effect" [26]. "A small evolutionary change in the behavior pattern of individuals can be amplified into a major social effect by the expanding upward distribution of the effect into multiple facets of social life. Consider, for example, the differing social organizations of the related olive baboon (*Papio anubis*) and hamadryas baboon (*P. hamadryas*). These two species are so close genetically that they interbreed extensively where their ranges overlap and could reasonably be classified as no more than subspecies. The hamadryas male is distinguished by its proprietary attitude toward females, which is total and permanent, whereas the olive male attempts to appropriate females only around the time of their estrus. This difference is only one of degree, and would scarcely be noticeable if one's interest were restricted in each species to the activities of a single dominant male and one consort female. Yet this trait alone is enough to account for profound differences in social structure, affecting the size of the troops, the relationship of troops to one another, and the relationship of males within each troop." In other words, there is ethological reason to believe that political behaviors are the most sensitive to changes in the genome. Small changes in behavior can result in large changes to the aggregate social structure. Civil rights, feminism, and gay marriage may seem like radical steps that are hard to explain with small mutational pressures, but the multiplier effect can in theory make small individual changes result in huge aggregate changes to a society.

Methods

If leftism is related to mutational pressure, we expect for there to be a paternal age effect for leftism. In other words, leftists should have older fathers on average. The object of this study was to test the hypothesis that leftists have older fathers. We also wanted to see if older fathers are more likely to be leftist, to rule out older fathers simply having more leftist genes, without de novo mutation playing a role.

We tested these two hypotheses in two different rounds of data collection. The first was a general survey of 2380 people on Prolific. We recruited white, non-Hispanic English speaking males from the US, attempting to balance the number of liberals and conservatives. We asked the participants their party identification, whether they lean right, left, or are centrist, and their thoughts on LGBT, Black Lives Matter, and Feminism. We also asked them how old their father was when they were born.

In the second round, we recruited 264 American, non-Hispanic white males aged 48 to 75 who had children. We asked the same political questions, as well as a) how many children their wife gave birth to before they were 35 years old and b) how many children their wife gave birth to after they were 35 years old. We also asked them to report the political views of their wife, to make sure that older fathers did not tend to mate with more leftist women.

Results

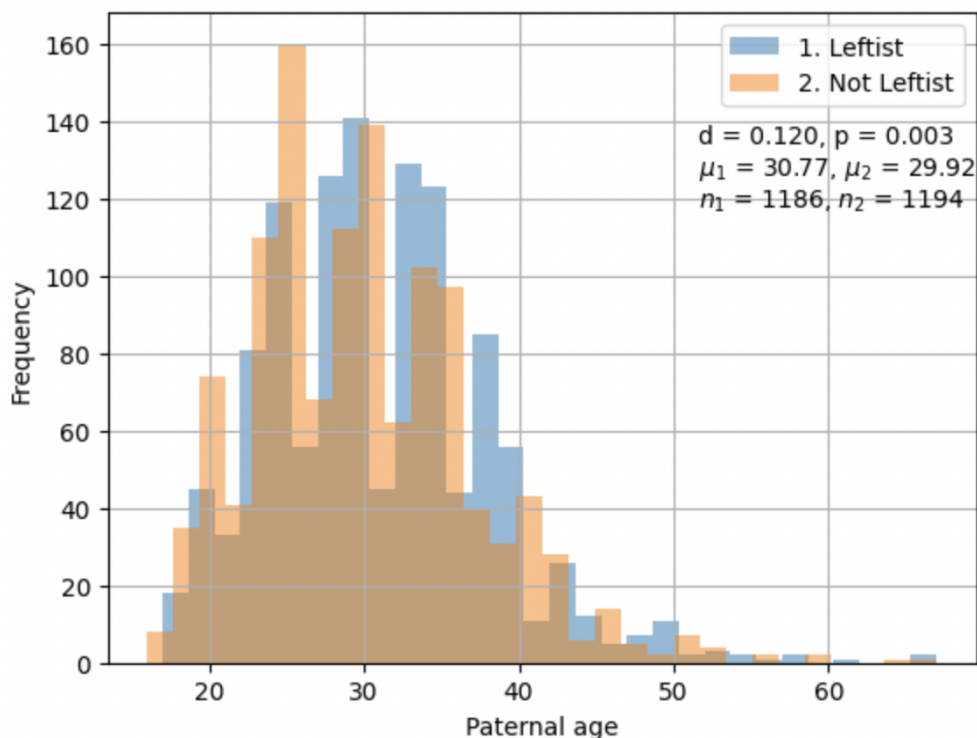


Figure 1. Leftism and Paternal Age

For figure 1, we obtained a general factor from the questions about feminism, Black Live Matter, and LGBT. The loadings were .74, .78, and .79 respectively. Roughly the top half most leftist scorers were categorized as “left.”

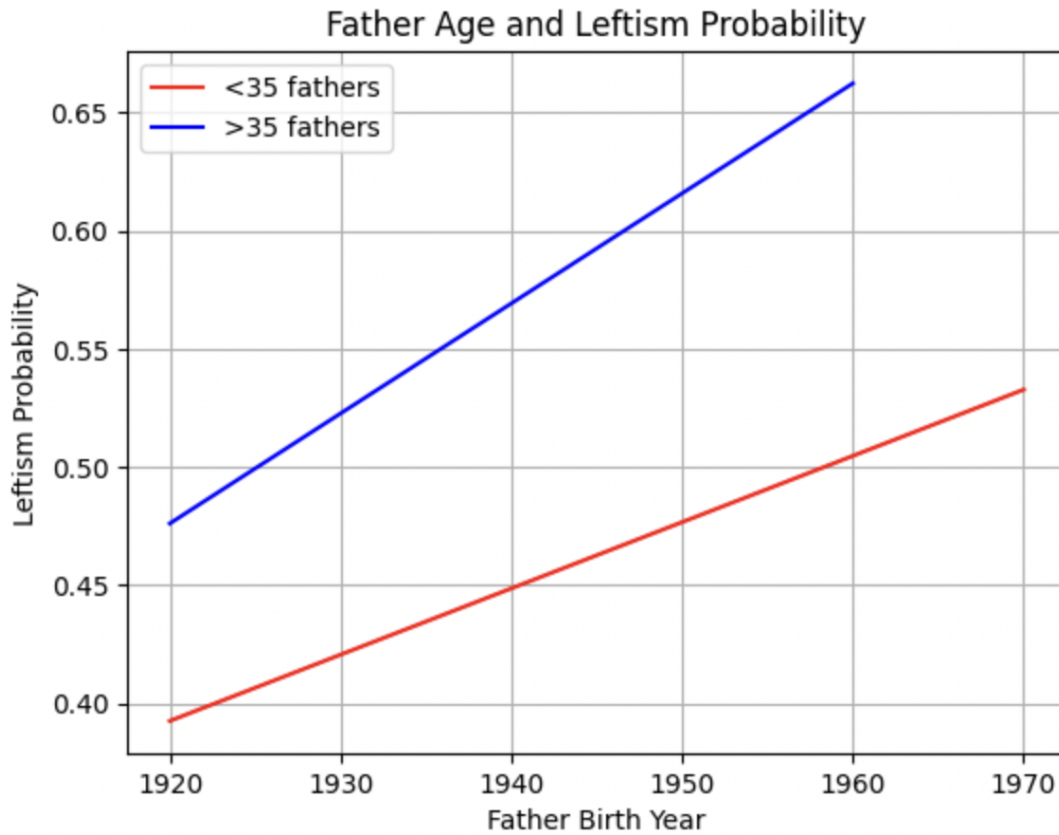


Figure 2. Leftism Probability by Father Age and Birth Year

We also showed that the paternal age effect is present across father birth years.

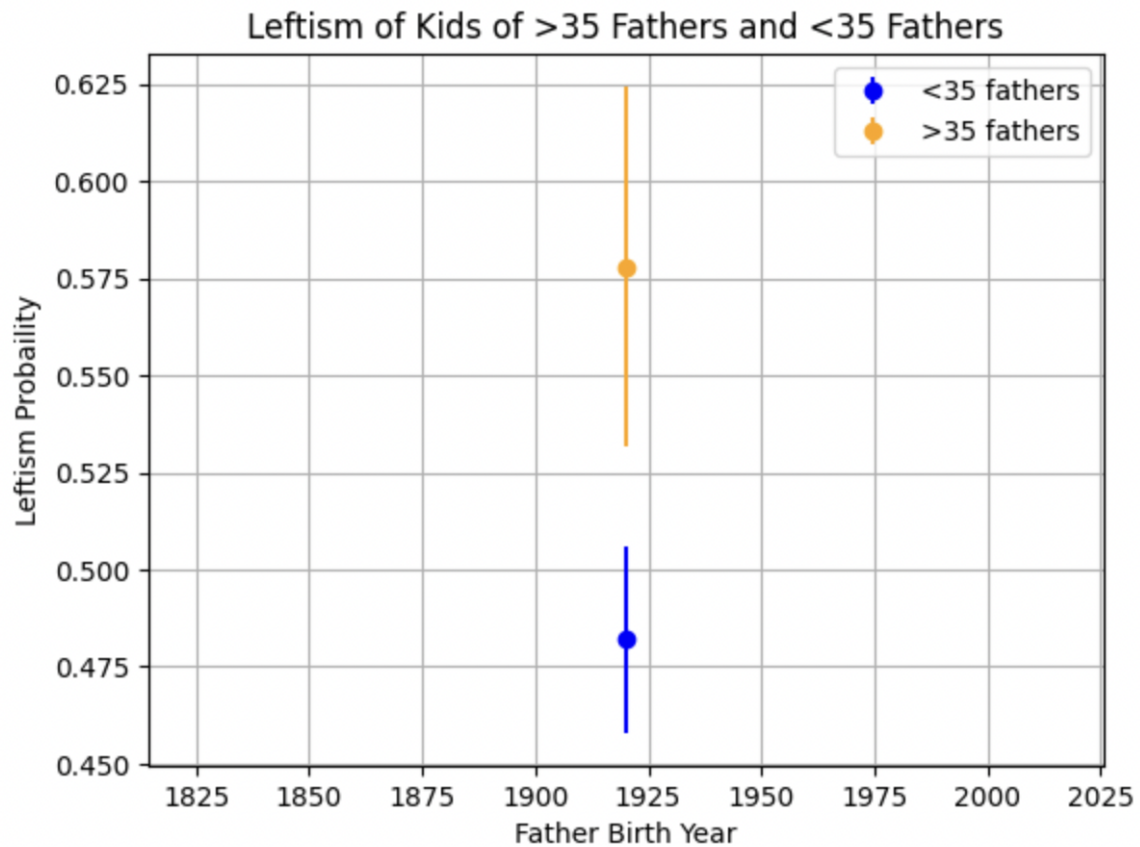


Figure 3. Leftism Probability by Paternal Age

Averaged across all paternal birth years, the difference was statistically significant with 95 confidence interval error bars.

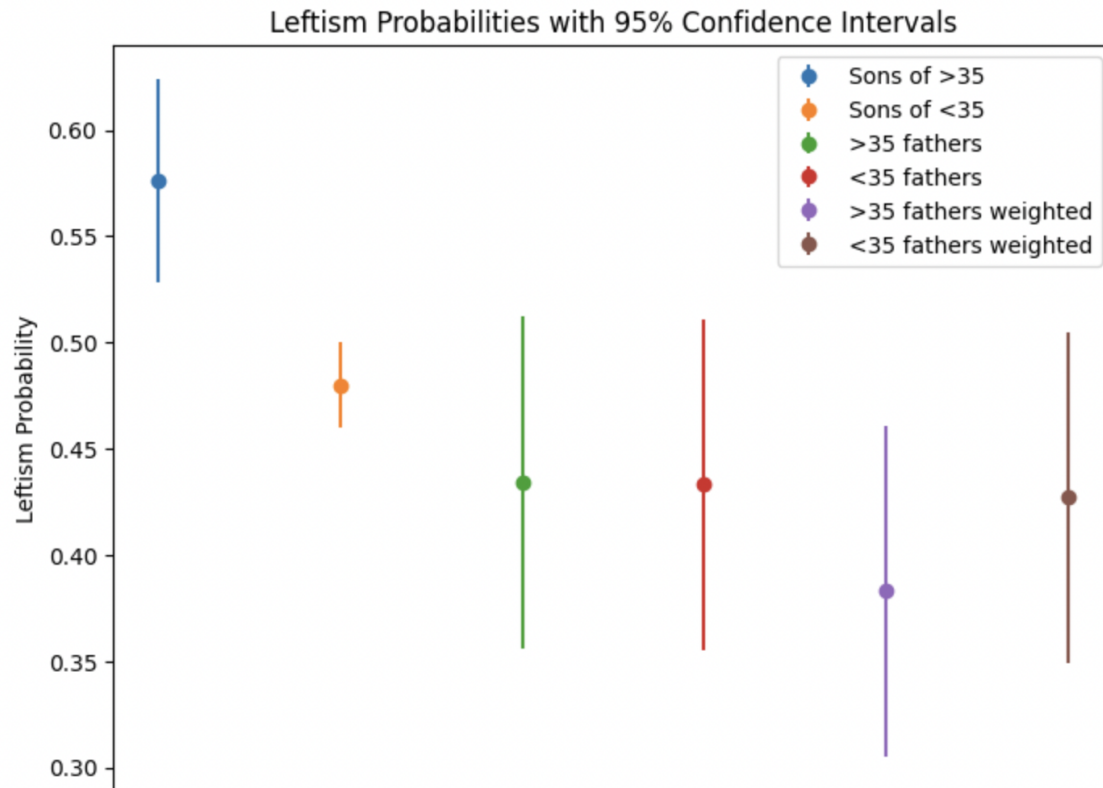


Figure 4. Leftism Probability by Groups

Next, we show the leftism probabilities from Figure 3 alongside the leftism probabilities of the fathers. It is clear that older fathers are not more likely to be leftist, but sons of older fathers are. The generational overlap here is substantial as well, although not needed. The fathers were 48 to 75 years old as of 2023. Thus the average age of their children would be about 30. The average age of our “sons” sample was approximately 40 with a standard deviation of about 14. The gap between the average is only 10 years, less than a single generation.

Weighted averages were weighted by the number of children. Thus, the weighted leftism mean for >35 fathers was slightly lower, because conservative >35 fathers had more kids after 35 than leftist >35 fathers. There were not statistically significant differences between the weighted averages and the non-weighted averages.

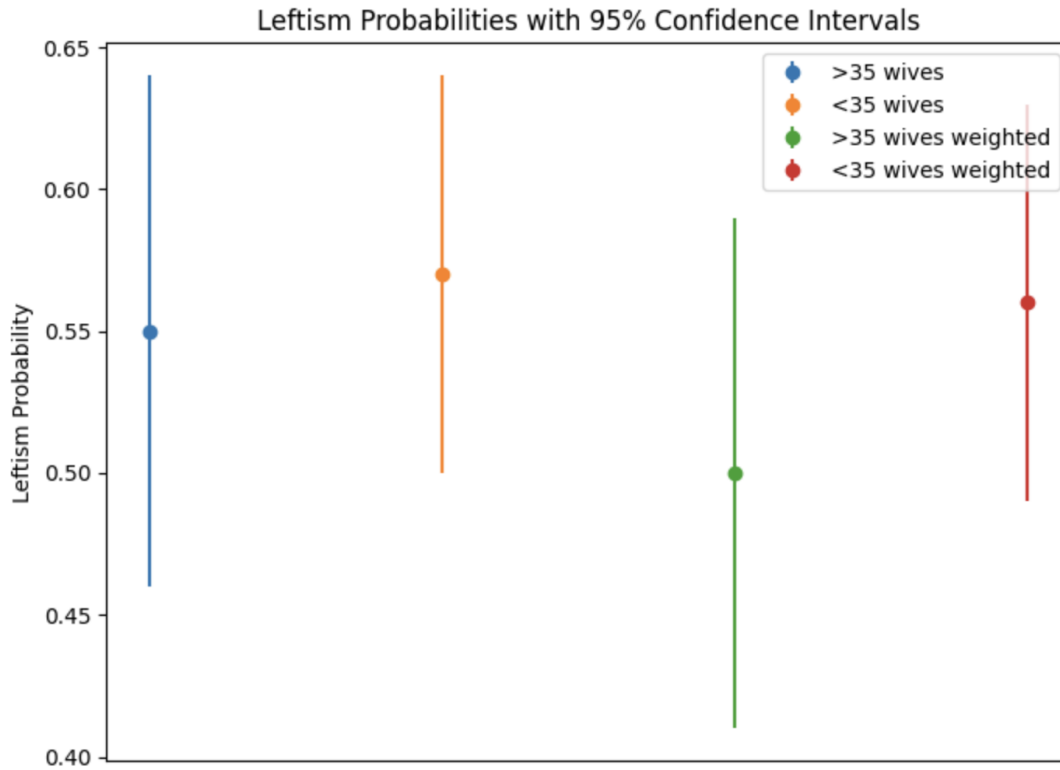


Figure 5. Leftism of Wives by Father's Age

Finally, we show in Figure 5 that the wives of older fathers were not more leftist, according to reports by the fathers. Thus, children of over 35 fathers cannot be more leftist because their mothers are more leftist than those of under 35 fathers.

Logit Regression Results						
Dep. Variable:	leftism	No. Observations:	2380			
Model:	Logit	Df Residuals:	2377			
Method:	MLE	Df Model:	2			
Date:	Mon, 31 Jul 2023	Pseudo R-squ.:	0.01723			
Time:	22:31:10	Log-Likelihood:	-1621.3			
converged:	True	LL-Null:	-1649.7			
Covariance Type:	nonrobust	LLR p-value:	4.514e-13			
	coef	std err	z	P> z	[0.025	0.975]
Intercept	1.0506	0.152	6.915	0.000	0.753	1.348
paternalAge	-0.2394	0.103	-2.317	0.020	-0.442	-0.037
Age	-0.0208	0.003	-6.944	0.000	-0.027	-0.015

Figure 6. Logit Regression Predicting Leftism on Paternal Age and Age

We also ran a logit regression to examine the effect of participant age apart from the effect of paternal age. Paternal age was the much stronger effect. The odds ratio of an effect in a logit

regression is e^{coef} , meaning the odds ratio for paternal age was 1.28 while the odds ratio for participant age was only 1.02.

Conclusion

Based on the results, we conclude that there is compelling evidence for a paternal age effect for leftism. The next step is molecular confirmation. Studies which confirm the role of de novo mutation in being more leftist than parents, as well as studies which show increasing polygenic scores for leftism associated traits like openness and individualizing through time can molecularly confirm the role of mutational load and genetics more generally in the rise of leftism.

The decline of asabiyyah seems to be a general feature of empire decline. We propose that the mechanism of asabiyyah decline is in fact mutational load increasing leftism in a population, potentially alongside immigrant gene flow. Further quantitative studies investigating the universality of the rise of features of leftism like feminism (decreased fertility, increased female driven sexual selection), homosexuality, and mass immigration of foreigners can further confirm this view. It may even happen in animals, especially social mammals with similar patriarchal societies to humans like lions, chimpanzees, gorillas, and wolves. An interesting, though expensive and time consuming experiment, could be to take one of these species and give them great wealth in an area over many generations. We might expect them to begin by defending their wealthy territory from outsiders. Over the generations, free from selective pressures, we would expect to see the decline of fertility and increases in female driven sexual selection, with decreases in the ability and drive for males to dominate the females. We might expect to see the ability to defend the territory weaken; gene flow from outsiders increases. And perhaps homosexual behavior would increase as well. This could be done most easily with wolves, because they can reproduce the fastest among the animals listed (2 year generations) and they are found outside of Africa, in Western nations. Just 20 years would be enough to simulate 10 generations, which is 250 years for humans, approximately the time since the American and French Revolutions. An experiment of similar reach, the aim of which is to domesticate foxes, has been run for the last 60 years in Siberia, with good results [27], so this is not unprecedented.

References

1. Ohta, T. (1974). Mutational pressure as the main cause of molecular evolution and polymorphism. *Nature*, 252(5482), 351-354.
2. Muller, H. J. (1950). Our load of mutations. *American journal of human genetics*, 2(2), 111.
3. Lynch, M., Bürger, R., Butcher, D., & Gabriel, W. (1993). The mutational meltdown in asexual populations. *Journal of Heredity*, 84(5), 339-344.

4. Eigen, M. (2002). Error catastrophe and antiviral strategy. *Proceedings of the National Academy of Sciences*, 99(21), 13374-13376.
5. Sarraf, M., Woodley, M., & Feltham, C. (2019). *Modernity and Cultural Decline. A Biobehavioral Perspective*. Cham: Palgrave Macmillan.
6. Sarraf, M. A., Woodley of Menie, M. A., Feltham, C., Sarraf, M. A., Woodley of Menie, M. A., & Feltham, C. (2019). Making the case for mutation accumulation. *Modernity and Cultural Decline: A Biobehavioral Perspective*, 197-228.
7. Turchin, P. (2018). *Historical dynamics: Why states rise and fall* (Vol. 26). Princeton University Press.
8. Graham, J., Haidt, J., & Nosek, B. A. (2009). Liberals and conservatives rely on different sets of moral foundations. *Journal of personality and social psychology*, 96(5), 1029.
9. Zakharin, M., & Bates, T. C. (2023). Testing heritability of moral foundations: Common pathway models support strong heritability for the five moral foundations. *European Journal of Personality*, 37(4), 485-497.
10. Bouchard Jr, T. J., Segal, N. L., Tellegen, A., McGue, M., Keyes, M., & Krueger, R. (2003). Evidence for the construct validity and heritability of the Wilson–Patterson conservatism scale: A reared-apart twins study of social attitudes. *Personality and Individual Differences*, 34(6), 959-969.
11. Jang, K. L., Livesley, W. J., & Vernon, P. A. (1996). Heritability of the big five personality dimensions and their facets: A twin study. *Journal of personality*, 64(3), 577-592.
12. Van Hiel, A., Kossowska, M., & Mervielde, I. (2000). The relationship between Openness to Experience and political ideology. *Personality and Individual Differences*, 28(4), 741–751. doi:10.1016/s0191-8869(99)00135-x
13. Osborne, D., & Sibley, C. G. (2020). Does Openness to Experience predict changes in conservatism? A nine-wave longitudinal investigation into the personality roots to ideology. *Journal of Research in Personality*, 103979. doi:10.1016/j.jrp.2020.103979
14. Donnellan, M. B., & Lucas, R. E. (2008). Age differences in the big five across the life span: Evidence from two national samples. *Psychology and Aging*, 23(3), 558–566. doi:10.1037/a0012897
15. Hertler, S. C., Figueredo, A. J., & Peñaherrera-Aguirre, M. (2020). *Multilevel selection: Theoretical foundations, historical examples, and empirical evidence*. New York: palgrave macmillan.
16. de Vries, R. E., Wesseldijk, L. W., Karinen, A. K., Jern, P., & Tybur, J. M. (2022). Relations between HEXACO personality and ideology variables are mostly genetic in nature. *European Journal of Personality*, 36(2), 200-217.
17. Giuliano, P., & Tabellini, M. (2020). The seeds of ideology: Historical immigration and political preferences in the United States (No. w27238). National Bureau of Economic Research.
18. Goldberg, Z. (2020). Liberals more likely to have a mental health condition. <https://threadreaderapp.com/thread/1248823584111439872.html>
19. de Kluiver, H., Buizer-Voskamp, J. E., Dolan, C. V., & Boomsma, D. I. (2017). Paternal age and psychiatric disorders: A review. *American Journal of Medical Genetics Part B: Neuropsychiatric Genetics*, 174(3), 202-213.

20. Malaspina, D., Gilman, C., & Kranz, T. M. (2015). Paternal age and mental health of offspring. *Fertility and sterility*, 103(6), 1392-1396.
21. Rasmussen, S. H. R., Ludeke, S. G., & Klemmensen, R. (2023). Using deep learning to predict ideology from facial photographs: expressions, beauty, and extra-facial information. *Scientific Reports*, 13(1), 5257.
22. Kosinski, M. (2021). Facial recognition technology can expose political orientation from naturalistic facial images. *Scientific reports*, 11(1), 100.
23. Kondrashov, A. S. (2017). Crumbling genome: The impact of deleterious mutations on humans. (p. 223)
24. Min, X., Li, C., & Yan, Y. (2021). Parental age and the risk of ADHD in offspring: a systematic review and meta-analysis. *International journal of environmental research and public health*, 18(9), 4939.
25. Xu, G., Strathearn, L., Liu, B., Yang, B., & Bao, W. (2018). Twenty-year trends in diagnosed attention-deficit/hyperactivity disorder among US children and adolescents, 1997-2016. *JAMA network open*, 1(4), e181471-e181471.
26. Wilson, E. O. (2000). *Sociobiology: The new synthesis*. Harvard University Press.
27. Dugatkin, L. A. (2018). The silver fox domestication experiment. *Evolution: Education and Outreach*, 11(1), 1-5.